

TEACHER'S CERTIFICATE

I hereby certify on honor that the within quarterly report of attendance is true and correct.

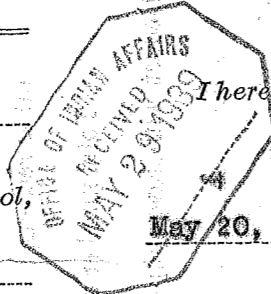
Uintah Day School
(Boarding or day)

School,

May 20, 1939, 19

Roy Adams
Principal

Roy Adams
(Teacher or principal)



Located at

Whiterocks, Utah

, Agency,

FOR THE

Quarter ended June 30, 1939, 19

PHYSICIAN'S CERTIFICATE

I hereby certify that I have examined all pupils who entered the

Uintah Day School School during this period and find them in good health and satisfactory physical condition.

May 20, 1939, 19

C. D. Hyman, M. D.

SUPERINTENDENT'S CERTIFICATE

I have carefully examined the within quarterly report, and hereby certify on honor that it is true and correct.

MAY 19 1939, 19

J. W. Wright, Supt.

Quarterly Day School Report
(Boarding or day)

GENERAL INSTRUCTIONS

This report is for all schools—boarding, day, Government, or contract except public schools. It must be prepared for each school and forwarded to the Indian Office IMMEDIATELY after June 30, September 30, December 31, and March 31 of each year. A duplicate will be retained at the school or agency.

The principal of each school must prepare this report and sign the "Teacher's Certificate." During vacation or temporary suspension of a school, reports must show this fact. The physician's certificate must be executed.

The superintendent must carefully examine this report and see that it is a correct statement of pupils and attendance, and forward one copy to the Commissioner of Indian Affairs.

STATISTICS

Utah Day School

SCHOOL

(Name)

(Boarding or day)

No.	NAMES OF PUPILS DROPPED FROM ROLLS DURING THE QUARTER*	AGE	TRIBE	DEGREE OF INDIAN BLOOD	DATE DROPPED	CAUSE (State specifically the cause of dropping the pupil, and, if transferred, state to what school)
1						
2						
3						
4						
5						
6						
7						
8						
9						
10						
11						
12						
13						
14						
15						

SPECIAL COMMENT

An average daily attendance of 6 adults throughout the period of this report

*The names of pupils expelled during the quarter must be included here.
 Under "Special Comment" discuss any special and noteworthy events, activities, or developments worthy of mention, using extra sheets if necessary. Make these comments brief but complete.

REPORT OF ATTENDANCE, Quarter ending June 30, 1939, 19

1. Number of days school was in session -----	<u>35</u>	
2. Total number of pupils on roll during preceding quarters (current fiscal year) -----		<u>71</u>
3. New pupils enrolled during this quarter -----		<u>1</u>
4. Total enrollment of different pupils to date (current fiscal year) -----		<u>72</u>
5. Pupils dropped from rolls during preceding quarters (current fiscal year) -----	<u>11</u>	
6. Pupils dropped from rolls during this quarter:		
Sickness, -----; expulsion, -----; desertion, -----;		
other reasons, -----		<u>0</u>
7. Total number of pupils dropped to date (current fiscal year) -----		<u>11</u>
8. Deduct withdrawn pupils returned (preceding quarters -----; this		
quarter <u>1</u>) -----	/	<u>62</u>
9. Present enrollment -----	Boys <u>40</u> Girls <u>22</u> Total -----	<u>62</u>
10. Number of pupils in school during the quarter -----	Boys <u>40</u> Girls <u>22</u> Total -----	<u>62</u>
11. Average attendance for the quarter -----	Boys <u>36.4</u> Girls <u>21</u> Total -----	<u>57.4</u>
12. Percentage of attendance -----		<u>92.5</u>

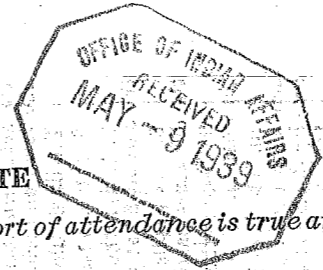
SPECIAL INSTRUCTIONS

1. The number of days school is in session corresponds to the number of days in the quarter, except in the quarters during which school is in vacation, when the average attendance for the actual number of days school is in session shall be regarded as the average attendance for that quarter. In day schools the number corresponds to the number of days in the quarter, less Saturdays, Sundays, and authorized holidays.
2. For the first quarter of the year this inquiry will be blank. For each of the last three quarters this entry will agree with item 4 of the preceding quarter.
3. For the first quarter of the fiscal year this should include all pupils in attendance during any portion of the quarter when school was actually in session. If pupils are carried on the rolls during the vacation period and are dropped before the session opens they should not be included. This also applies to all answers to inquiries in this statement. (See General Instructions for the method of reporting these pupils.) For the last three quarters of the year report on this line only the new enrollments during the quarter, not including pupils returned who have been withdrawn during some preceding quarter of the current fiscal year. These withdrawn pupils should be reported on line 8.
4. This is the total of 2 and 3, and in every case should represent the actual number of different pupils who have been in school during the year.
5. This inquiry should be blank for the first quarter of the fiscal year. For the remaining quarters of the year it must show the actual number of pupils dropped from the rolls for the preceding quarters, not counting pupils dropped or withdrawn during the vacation period.
Pupils should not be classed as dropped or withdrawn if they leave school and return again during the same quarter.
6. See last paragraph of instructions for Inquiry 5.
7. This is the total of 5 and 6, and should represent the actual number of pupils who have been dropped from the rolls during the current fiscal year.
8. The pupils dropped during the year and who have been returned must be here reported, then deducted from Inquiry 7, and the difference carried to the last column.
9. Deduct the final entry on line 8 from the total on line 4; the result will be the number of pupils on the rolls at the close of the quarter.
10. This inquiry should show the actual number of different pupils in school during any portion of the quarter. The figures here shown should be equal to the sum of the entries on lines 6 and 9. The difference between Inquiries 4 and 5, plus that of Inquiry 8, should give the same result.
11. The average attendance is obtained by dividing the total number of days in attendance by the number of days school was in session. This must be calculated correctly and carried to one decimal place.
12. The percent of attendance is obtained by dividing the average attendance (11) by the number of pupils in school during the quarter (10).

NOTE.—Prepare a separate quarterly report for any full-blood white pupils attending the school.

5-246
(November 1935)

UNITED STATES
DEPARTMENT OF THE INTERIOR
OFFICE OF INDIAN AFFAIRS



TEACHER'S CERTIFICATE

I hereby certify on honor that the within quarterly report of attendance is true and correct.

Ray Adams
Principal (Teacher or principal)

March 31, 1939, 19

Uintah Day School School,
(Boarding or day)

Located at

Whiterocks, Utah

Uintah & Ouray Agency, Agency,

FOR THE

Quarter ended March 31, 1939, 19

Quarterly Day School Report
(Boarding or day)

PHYSICIAN'S CERTIFICATE

I hereby certify that I have examined all pupils who entered the
March 31, 1939 School during this period and find them in good health and
satisfactory physical condition.

F. C. Nelson, M. D.

MAY 3 1939, 19

SUPERINTENDENT'S CERTIFICATE

I have carefully examined the within quarterly report, and hereby certify on honor that it
is true and correct.

O. W. Wright, Supt.

MAY 3 1939, 19

GENERAL INSTRUCTIONS

This report is for all schools—boarding, day, Government, or contract except public schools. It must be prepared for each school and forwarded to the Indian Office IMMEDIATELY after June 30, September 30, December 31, and March 31 of each year. A duplicate will be retained at the school or agency.

The principal of each school must prepare this report and sign the "Teacher's Certificate." During vacation or temporary suspension of a school, reports must show this fact.

The physician's certificate must be executed.

The superintendent must carefully examine this report and see that it is a correct statement of pupils and attendance, and forward ONE copy to the Commissioner of Indian Affairs.

STATISTICS

Utah Day School

SCHOOL

(Name)

(Boarding or day)

No.	NAMES OF PUPILS DROPPED FROM ROLLS DURING THE QUARTER*	AGE	TRIBE	DEGREE OF INDIAN BLOOD	DATE DROPPED	CAUSE (State specifically the cause of dropping the pupil, and, if transferred, state to what school)
1	Appah, Thomas	6	Ute	4/4	3/4/39	Trans. to public schools
2	Appah, Alice	11	Ute	4/4	3/4/39	Trans. to public schools
3	Checora, Julia	9	Ute	4/4	3/31/39	Trans. to boarding school
4	Checora, Lamona	12	Ute	4/4	3/31/39	Trans. to boarding school
5	Giteon, Iola	7	Ute	4/4	3/31/39	Trans. to public school
6						
7						
8						
9						
10						
11						
12						
13						
14						
15						

SPECIAL COMMENT

Approximately 30 adults are receiving some sort of instruction two afternoons each week.

Mrs. Ellinger visited our school March 24 & 25

*The names of pupils expelled during the quarter must be included here. Under "Special Comment" discuss any special and noteworthy events, activities, or developments worthy of mention, using extra sheets if necessary. Make these comments brief but complete.

REPORT OF ATTENDANCE, Quarter ending March 31, 1939, 19

1. Number of days school was in session -----	<u>65</u>	
2. Total number of pupils on roll during preceding quarters (current fiscal year) -----		<u>66</u>
3. New pupils enrolled during this quarter -----		<u>4</u>
4. Total enrollment of different pupils to date (current fiscal year) -----		<u>71</u>
5. Pupils dropped from rolls during preceding quarters (current fiscal year) -----	<u>5</u>	
6. Pupils dropped from rolls during this quarter:		
Sickness, -----; expulsion, -----; desertion, -----;		
other reasons, -----	<u>5</u>	
7. Total number of pupils dropped to date (current fiscal year) -----	<u>11</u>	
8. Deduct withdrawn pupils returned (preceding quarters -----; this		
quarter -----)	<u>0</u>	<u>0</u>
9. Present enrollment -----	Boys <u>39</u> Girls <u>21</u> Total <u>60</u>	
10. Number of pupils in school during the quarter -----	Boys <u>40</u> Girls <u>25</u> Total <u>65</u>	
11. Average attendance for the quarter -----	Boys <u>34.5</u> Girls <u>21.7</u> Total <u>56.2</u>	
12. Percentage of attendance -----		Total <u>86.4%</u>

SPECIAL INSTRUCTIONS

1. The number of days school is in session corresponds in boarding schools to the number of days in the quarter, except in the quarters during which school is in vacation, when the average attendance for the actual number of days school is in session shall be regarded as the average attendance for that quarter. In day schools the number corresponds to the number of days in the quarter, less Saturdays, Sundays, and authorized holidays.
2. For the first quarter of the year this inquiry will be blank. For each of the last three quarters this entry will agree with item 4 of the preceding quarter.
3. For the first quarter of the fiscal year this should include all pupils in attendance during any portion of the quarter when school was actually in session. If pupils are carried on the rolls during the vacation period and are dropped before the session opens they should not be included. This also applies to all answers to inquiries in this statement. (See General Instructions for the method of reporting these pupils.) For the last three quarters of the year report on this line only the new enrollments during the quarter, not including pupils returned who have been withdrawn during some preceding quarter of the current fiscal year. These withdrawn pupils should be reported on line 8.
4. This is the total of 2 and 3, and in every case should represent the actual number of different pupils who have been in school during the year.
5. This inquiry should be blank for the first quarter of the fiscal year. For the remaining quarters of the year it must show the actual number of pupils dropped from the rolls for the preceding quarters, not counting pupils dropped or withdrawn during the vacation period.
Pupils should not be classed as dropped or withdrawn if they leave school and return again during the same quarter.
6. See last paragraph of instructions for Inquiry 5.
7. This is the total of 5 and 6, and should represent the actual number of pupils who have been dropped from the rolls during the current fiscal year.
8. The pupils dropped during the year and who have been returned must be here reported, then deducted from Inquiry 7, and the difference carried to the last column.
9. Deduct the final entry on line 8 from the total on line 4; the result will be the number of pupils on the rolls at the close of the quarter.
10. This inquiry should show the actual number of different pupils in school during any portion of the quarter. The figures here shown should be equal to the sum of the entries on lines 6 and 9. The difference between Inquiries 4 and 5, plus that of Inquiry 8, should give the same result.
11. The average attendance is obtained by dividing the total number of days in attendance by the number of days school was in session. This must be calculated correctly and carried to one decimal place.
12. The percent of attendance is obtained by dividing the average attendance (11) by the number of pupils in school during the quarter (10).

NOTE.—Prepare a separate quarterly report for any full-blood white pupils attending the school.

Uintah Day School

School,
(Boarding or day)

Located at

Whiterocks, Utah

Uintah & Ouray Agency, Agency,

FOR THE

Quarter ended December 31, 1938

Quarterly Day School Report
(Boarding or day)

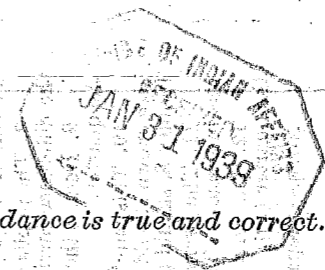
STATISTICS

UNITED STATES
DEPARTMENT OF THE INTERIOR
OFFICE OF INDIAN AFFAIRS

TEACHER'S CERTIFICATE

I hereby certify on honor that the within quarterly report of attendance is true and correct.

December 31, 1938
Roy Adams
Principal (Teacher or principal)



PHYSICIAN'S CERTIFICATE

I hereby certify that I have examined all pupils who entered the

Whiterocks School during this period and find them in good health and satisfactory physical condition.

Jan 27, 1939
C. J. [Signature], M. D.

SUPERINTENDENT'S CERTIFICATE

I have carefully examined the within quarterly report, and hereby certify on honor that it is true and correct.

JAN 28 1939, 19
[Signature], Supt.

GENERAL INSTRUCTIONS

This report is for all schools—boarding, day, Government, or contract except public schools. It must be prepared for each school and forwarded to the Indian Office IMMEDIATELY after June 30, September 30, December 31, and March 31 of each year. A duplicate will be retained at the school or agency.

The principal of each school must prepare this report and sign the "Teacher's Certificate."

During vacation or temporary suspension of a school, reports must show this fact.

The physician's certificate must be executed.

The superintendent must carefully examine this report and see that it is a correct statement of pupils and attendance, and forward one copy to the Commissioner of Indian Affairs.

REPORT OF ATTENDANCE, Quarter ending December 31, 1938, 19

1. Number of days school was in session				58
2. Total number of pupils on roll during preceding quarters (current fiscal year)				63
3. New pupils enrolled during this quarter				3
4. Total enrollment of different pupils to date (current fiscal year)				66
5. Pupils dropped from rolls during preceding quarters (current fiscal year)				0
6. Pupils dropped from rolls during this quarter:				
Sickness, _____; expulsion, _____; desertion, _____;				6
other reasons, _____				6
7. Total number of pupils dropped to date (current fiscal year)				6
8. Deduct withdrawn pupils returned (preceding quarters _____; this quarter <u>6</u>)				60
9. Present enrollment	Boys	Girls	Total	60
	38	22		
10. Number of pupils in school during the quarter	Boys	Girls	Total	66
	38	28		
11. Average attendance for the quarter	Boys	Girls	Total	55
	32.8	22.2		
12. Percentage of attendance				Total 83.3

SPECIAL INSTRUCTIONS

- The number of days school is in session corresponds in boarding schools to the number of days in the quarter, except in the quarters during which school is in vacation, when the average attendance for the actual number of days school is in session shall be regarded as the average attendance for that quarter. In day schools the number corresponds to the number of days in the quarter, less Saturdays, Sundays, and authorized holidays.
- For the first quarter of the year this inquiry will be blank. For each of the last three quarters this entry will agree with item 4 of the preceding quarter.
- For the first quarter of the fiscal year this should include all pupils in attendance during any portion of the quarter when school was actually in session. If pupils are carried on the rolls during the vacation period and are dropped before the session opens they should not be included. This also applies to all answers to inquiries in this statement. (See General Instructions for the method of reporting these pupils.) For the last three quarters of the year report on this line only the new enrollments during the quarter, not including pupils returned who have been withdrawn during some preceding quarter of the current fiscal year. These withdrawn pupils should be reported on line 8.
- This is the total of 2 and 3, and in every case should represent the actual number of different pupils who have been in school during the year.
- This inquiry should be blank for the first quarter of the fiscal year. For the remaining quarters of the year it must show the actual number of pupils dropped from the rolls for the preceding quarters, not counting pupils dropped or withdrawn during the vacation period.
Pupils should not be classed as dropped or withdrawn if they leave school and return again during the same quarter.
- See last paragraph of instructions for Inquiry 5.
- This is the total of 5 and 6, and should represent the actual number of pupils who have been dropped from the rolls during the current fiscal year.
- The pupils dropped during the year and who have been returned must be here reported, then deducted from Inquiry 7, and the difference carried to the last column.
- Deduct the final entry on line 8 from the total on line 4; the result will be the number of pupils on the rolls at the close of the quarter.
- This inquiry should show the actual number of different pupils in school during any portion of the quarter. The figures here shown should be equal to the entries on lines 6 and 9. The difference between Inquiries 4 and 5, plus that of Inquiry 8, should give the same result.
- The average attendance is obtained by dividing the total number of days in attendance by the number of days school was in session. This must be calculated correctly and carried to one decimal place.
- The percentage of attendance is obtained by dividing the average attendance (11) by the number of pupils in school during the quarter (10).

NOTE.—Prepare a separate quarterly report for any full-blood white pupils attending the school.

5-246
(November 1935)

UNITED STATES
DEPARTMENT OF THE INTERIOR
OFFICE OF INDIAN AFFAIRS

TEACHER'S CERTIFICATE

I hereby certify on honor that the within quarterly report of attendance is true and correct.

Uintah Day School

School,
(Boarding or day)

Located at

Whiterocks, Utah

Uintah & Ouray Agency, Agency,

FOR THE

Quarter ended September 30, 1938, 19

Quarterly 5 Day School Report
(Boarding or day)

Roy Adams
Principal (Teacher or principal)

October 3, 1938, 19

PHYSICIAN'S CERTIFICATE

I hereby certify that I have ^{not} examined all pupils who entered the

School during this period and find them in good health and satisfactory physical condition.

Oct 20, 1938

C. J. ..., M. D.

SUPERINTENDENT'S CERTIFICATE

I have carefully examined the within quarterly report, and hereby certify on honor that it is true and correct.

OCT 22 1938, 19

W. ..., Supt.


GENERAL INSTRUCTIONS

This report is for all schools—boarding, day, Government, or contract except public schools. It must be prepared for each school and forwarded to the Indian Office IMMEDIATELY after June 30, September 30, December 31, and March 31 of each year. A duplicate will be retained at the school or agency.

The principal of each school must prepare this report and sign the "Teacher's Certificate." During vacation or temporary suspension of a school, reports must show this fact.

The physician's certificate must be executed.

The superintendent must carefully examine this report and see that it is a correct statement of pupils and attendance, and forward one copy to the Commissioner of Indian Affairs.



STATISTICS

REPORT OF ATTENDANCE, Quarter ending September 30, 1938, 19

1. Number of days school was in session	20
2. Total number of pupils on roll during preceding quarters (current fiscal year).....	
3. New pupils enrolled during this quarter.....	63
4. Total enrollment of different pupils to date (current fiscal year).....	63
5. Pupils dropped from rolls during preceding quarters (current fiscal year)	
6. Pupils dropped from rolls during this quarter:	
Sickness,	
expulsion,	
desertion,	
other reasons,	
7. Total number of pupils dropped to date (current fiscal year).....	
8. Deduct withdrawn pupils returned (preceding quarters.....; this	
quarter	
9. Present enrollment.....	Boys 37 Girls 26 Total 63
10. Number of pupils in school during the quarter.....	Boys 37 Girls 26 Total 63
11. Average attendance for the quarter.....	Boys 35 Girls 25 Total 60
12. Percentage of attendance	Total 95.2

SPECIAL INSTRUCTIONS

1. The number of days school is in session corresponds in boarding schools to the number of days in the quarter, except in the quarters during which school is in vacation, when the average attendance for the actual number of days school is in session shall be regarded as the average attendance for that quarter. In day schools the number corresponds to the number of days in the quarter, less Saturdays, Sundays, and authorized holidays.

2. For the first quarter of the year this inquiry will be blank. For each of the last three quarters this entry will agree with item 4 of the preceding quarter.

3. For the first quarter of the fiscal year this should include all pupils in attendance during any portion of the quarter when school was actually in session. If pupils are carried on the rolls during the vacation period and are dropped before the session opens they should not be included. This also applies to all answers to inquiries in this statement. (See General Instructions for the method of reporting these pupils.) For the last three quarters of the year report on this line only the new enrollments during the quarter, not including pupils returned who have been withdrawn during some preceding quarter of the current fiscal year. These withdrawn pupils should be reported on line 8.

4. This is the total of 2 and 3, and in every case should represent the actual number of different pupils who have been in school during the year.

5. This inquiry should be blank for the first quarter of the fiscal year. For the remaining quarters of the year it must show the actual number of pupils dropped from the rolls for the preceding quarters, not counting pupils dropped or withdrawn during the vacation period.

Pupils should not be classed as dropped or withdrawn if they leave school and return again during the same quarter.

6. See last paragraph of instructions for Inquiry 5.

7. This is the total of 5 and 6, and should represent the actual number of pupils who have been dropped from the rolls during the current fiscal year.

8. The pupils dropped during the year and who have been returned must be here reported, then deducted from Inquiry 7, and the difference carried to the last column.

9. Deduct the final entry on line 8 from the total on line 4; the result will be the number of pupils on the rolls at the close of the quarter.

10. This inquiry should show the actual number of different pupils in school during any portion of the quarter. The figures here shown should be equal to the sum of the entries on lines 6 and 9. The difference between Inquiries 4 and 5, plus that of Inquiry 8, should give the same result.

11. The average attendance is obtained by dividing the total number of days in attendance by the number of days school was in session. This must be calculated correctly and carried to one decimal place.

12. The percent of attendance is obtained by dividing the average attendance (11) by the number of pupils in school during the quarter (10).

NOTE.—Prepare a separate quarterly report for any full-blood white pupils attending the school.

Uintah Day School

SCHOOL

(Name)

(Boarding or day)

No.	NAMES OF PUPILS DROPPED FROM ROLLS DURING THE QUARTER*	AGE	TRIBE	DEGREE OF INDIAN BLOOD	DATE DROPPED	CAUSE (State specifically the cause of dropping the pupil, and, if transferred, state to what school)
1						
2						
3						
4						
5						
6						
7						
8						
9						
10						
11						
12						
13						
14						
15						

SPECIAL COMMENT

The school is furnishing regular weekly instruction to 16 adults and 23 at various times during the month.

*The names of pupils expelled during the quarter must be included here. Under "Special Comment" discuss any special and noteworthy events, activities, or developments worthy of mention, using extra sheets if necessary. Make these comments brief but complete.

Exhibit A.—Number of pupils in each grade				Exhibit D.—Ages				Exhibit F.—Tribes and reservations							
Grade	Boys	Girls	Total	Age	Boys	Girls	Total	Name of tribe	Number	Reservation	Name of tribe	Number	Reservation		
<i>Elementary:</i>				5				Ute	63	U & O	Broughtforward	63			
Beginners	8	4	12	6	5	1	6								
First grade	4	4	8	7	3	3	6								
Second grade	3	2	5	8	3	5	8								
Third grade	6	4	10	9	7	1	8								
Fourth grade	6	3	9	10	1	4	5								
Fifth grade	5	3	8	11	2	1	3								
Sixth grade	1	4	5	12	1	4	5								
Ungraded			57	13	4	1	5								
<i>Junior High:</i>				14	4	2	6								
First year	1	2	3	15	4	3	6								
Second year	2	0	2	16	3	1	4								
Third year	1	0	1	17	3	1	4								
Special			6	18	1	0	1								
<i>Senior High:</i>				19											
First year				20											
Second year				21											
Third year				22											
Special				23											
Adults				24											
TOTAL	37	26	63	Total*	37	26	63	Carried forward	63						
				Exhibit C.—Number of outing pupils				Exhibit E.—Number of pupils transported during year at Government expense							
				Boys None				To the school None							
				Girls				From the school							
				TOTAL§				TOTAL							
												Exhibit B.—Degree of Indian blood †			
												Blood	Boys	Girls	Total
												Full	35	26	61
												Three-quarters ‡	2	0	2
												One-half			
												One-quarter			
												Less than one-quarter			
												TOTAL*	37	26	63

(*) This total should agree with the total shown on line 4, on preceding page.
 (†) Prepare a separate report for any full-blood white pupils attending the school.
 (‡) Report after "Three-quarters" includes Indians of three-quarter blood and those having more than three-quarters but less than full blood. Follow this principle in the other fractions.
 (§) Outing pupils must not be included in the "No. of Days in Attendance" on the preceding pages of this report.

5-246
(November 1935)

UNITED STATES
DEPARTMENT OF THE INTERIOR
OFFICE OF INDIAN AFFAIRS

TEACHER'S CERTIFICATE

I hereby certify on honor that the within quarterly report of attendance is true and correct.

Uintah Day School,
(Boarding or day)

May 20, 19 38

Ray Adams
Principal (Teacher or principal)

Located at

Whiterocks, Utah

PHYSICIAN'S CERTIFICATE

I hereby certify that I have examined all pupils who entered the

Uintah & Ouray Agency,

School during this period and find them in good health and

FOR THE

satisfactory physical condition.

Quarter ended June 30, 19 38

May 23 38

C. J. Fisher, M. D.

SUPERINTENDENT'S CERTIFICATE

I have carefully examined the within quarterly report, and hereby certify on honor that it is true and correct.

Quarterly Day School Report
(Boarding or day)

MAY 23 1938

C. W. Wright, Supt.

GENERAL INSTRUCTIONS



STATISTICS

This report is for all schools—boarding, day, Government, or contract except public schools. It must be prepared for each school and forwarded to the Indian Office IMMEDIATELY after June 30, September 30, December 31, and March 31 of each year. A duplicate will be retained at the school or agency.

The principal of each school must prepare this report and sign the "Teacher's Certificate."

During vacation or temporary suspension of a school, reports must show this fact.

The physician's certificate must be executed.

The superintendent must carefully examine this report and see that it is a correct statement of pupils and attendance, and forward one copy to the Commissioner of Indian Affairs.

Uintah

Day

SCHOOL

(Name)

(Boarding or day)

No.	NAMES OF PUPILS DROPPED FROM ROLLS DURING THE QUARTER*	AGE	TRIBE	DEGREE OF INDIAN BLOOD	DATE DROPPED	CAUSE (State specifically the cause of dropping the pupil, and, if transferred, state to what school)
1						
2						
3						
4						
5						
6						
7						
8						
9						
10						
11						
12						
13						
14						
15						

SPECIAL COMMENT

Sixty Indian men and women were enrolled in adult education classes and received instruction at the initiative of school employees during the 1937-1938 school term.

*The names of pupils expelled during the quarter must be included here. Under "Special Comment" discuss any special and noteworthy events, activities, or developments worthy of mention, using extra sheets if necessary. Make these comments brief but complete.

TEACHER'S CERTIFICATE

I hereby certify on honor that the within quarterly report of attendance is true and correct.

Uintah Day School

(Boarding or day) School,

Located at Uintah County

Whiterocks, Utah

Uintah & Ouray Agency, Agency,

FOR THE
Quarter ended March 31, 1938, 19

Quarterly Day School Report
(Boarding or day)

Roy Adams
Principal (Teacher or principal)

March 31, 1938, 19

PHYSICIAN'S CERTIFICATE

I hereby certify that I have examined all pupils who entered the _____
School during this period and find them in good health and
satisfactory physical condition.

March 31, 1938

C. J. Harper, M. D.


SUPERINTENDENT'S CERTIFICATE

I have carefully examined the within quarterly report, and hereby certify on honor that it is true and correct.

APR 27 1938, 19

O. W. Wright, Supt.

GENERAL INSTRUCTIONS



This report is for all schools—boarding, day, Government, or contract except public schools. It must be prepared for each school and forwarded to the Indian Office IMMEDIATELY after June 30, September 30, December 31, and March 31 of each year. A duplicate will be retained at the school or agency.

The principal of each school must prepare this report and sign the "Teacher's Certificate." During vacation or temporary suspension of a school, reports must show this fact.

The physician's certificate must be executed.

The superintendent must carefully examine this report and see that it is a correct statement of pupils and attendance, and forward one copy to the Commissioner of Indian Affairs.

STATISTICS

REPORT OF ATTENDANCE, Quarter ending March 31, 1938, 19

1. Number of days school was in session	<u>64</u>	
2. Total number of pupils on roll during preceding quarters (current fiscal year)	<u>82</u>	
3. New pupils enrolled during this quarter		<u>3</u>
4. Total enrollment of different pupils to date (current fiscal year)		<u>85</u>
5. Pupils dropped from rolls during preceding quarters (current fiscal year)	<u>6</u>	
6. Pupils dropped from rolls during this quarter:		
Sickness,		
expulsion,		
desertion,		
other reasons,		<u>4</u>
		<u>10</u>
7. Total number of pupils dropped to date (current fiscal year)		
8. Deduct withdrawn pupils returned (preceding quarters		
quarter		
9. Present enrollment	Boys <u>37</u>	Girls <u>38</u> Total <u>75</u>
10. Number of pupils in school during the quarter	Boys <u>37</u>	Girls <u>40</u> Total <u>77</u>
11. Average attendance for the quarter	Boys <u>32.4</u>	Girls <u>32</u> Total <u>64.4</u>
12. Percentage of attendance		Total <u>81.3</u>

SPECIAL INSTRUCTIONS

1. The number of days school is in session corresponds in boarding schools to the number of days in the quarter, except in the quarters during which school is in vacation, when the average attendance for the actual number of days school is in session shall be regarded as the average attendance for that quarter. In day schools the number corresponds to the number of days in the quarter, less Saturdays, Sundays, and authorized holidays.

2. For the first quarter of the year this inquiry will be blank. For each of the last three quarters this entry will agree with item 4 of the preceding quarter.

3. For the first quarter of the fiscal year this should include all pupils in attendance during any portion of the quarter when school was actually in session. If pupils are carried on the rolls during the vacation period and are dropped before the session opens they should not be included. This also applies to all answers to inquiries in this statement. (See General Instructions for the method of reporting these pupils.) For the last three quarters of the year report on this line only the new enrollments during the quarter, not including pupils returned who have been withdrawn during some preceding quarter of the current fiscal year. These withdrawn pupils should be reported on line 8.

4. This is the total of 2 and 3, and in every case should represent the actual number of different pupils who have been in school during the year.

5. This inquiry should be blank for the first quarter of the fiscal year. For the remaining quarters of the year it must show the actual number of pupils dropped from the rolls for the preceding quarters, not counting pupils dropped or withdrawn during the vacation period.

Pupils should not be classed as dropped or withdrawn if they leave school and return again during the same quarter.

6. See last paragraph of instructions for Inquiry 5.

7. This is the total of 5 and 6, and should represent the actual number of pupils who have been dropped from the rolls during the current fiscal year.

8. The pupils dropped during the year and who have been returned must be here reported, then deducted from Inquiry 7, and the difference carried to the last column.

9. Deduct the final entry on line 8 from the total on line 4; the result will be the number of pupils on the rolls at the close of the quarter.

10. This inquiry should show the actual number of different pupils in school during any portion of the quarter. The figures here shown should be equal to the sum of the entries on lines 6 and 9. The difference between Inquiries 4 and 5, plus that of Inquiry 8, should give the same result.

11. The average attendance is obtained by dividing the total number of days in attendance by the number of days school was in session. This must be calculated correctly and carried to one decimal place.

12. The percent of attendance is obtained by dividing the average attendance (11) by the number of pupils in school during the quarter (10).

NOTE.—Prepare a separate quarterly report for any full-blood white pupils attending the school.

Exhibit A.—Number of pupils in each grade				Exhibit D.—Ages				Exhibit F.—Tribes and reservations							
Grade	Boys	Girls	Total	Age	Boys	Girls	Total	Name of tribe	Number	Reservation	Name of tribe	Number	Reservation		
<i>Elementary:</i>								Ute	85	U A O					
Beginners	6	13	19	5	0	1	1				Broughtforward	85			
First grade	4	1	5	6	2	6	8								
Second grade	7	3	10	7	6	7	13								
Third grade	6	9	15	8	6	1	7								
Fourth grade	9	6	15	9	3	3	6								
Fifth grade	2	5	7	10	2	3	5								
Sixth grade	5	2	7	11	4	3	7								
Ungraded				12	5	4	9								
<i>Junior High:</i>				13	4	4	8								
First year	1	1	2	14	6	4	10								
Second year	2	2	4	15	1	2	3								
Third year	0	1	1	16	1	0	1								
Special				17	0	1	1								
<i>Senior High:</i>				18											
First year				19											
Second year				20											
Third year				21											
Special				22											
Adults				23											
TOTAL	42	43	85	24											
					42	43	85	Carried forward	85						
				Exhibit C.—Number of outing pupils				Exhibit E.—Number of pupils transported during year at Government expense				Exhibit B.—Degree of Indian blood			
				Boys..... None				To the school..... None				Blood	Boys	Girls	Total
				Girls.....				From the school.....				Full	14	10	24
				TOTAL §				TOTAL				Three-quarters†	1	1	2
												One-half	2	0	2
												One-quarter	5	4	9
												Less than one-quarter			
												TOTAL*	42	43	85

(*) This total should agree with the total shown on line 4, on preceding page.
 (†) Prepare a separate report for any full-blood white pupils attending the school.
 (‡) Report after "Three-quarters" includes Indians of three-quarter blood and those having more than three-quarters but less than full blood. Follow this principle in the other fractions.
 (§) Outing pupils must not be included in the "No. of Days in Attendance" on the preceding pages of this report.
 (¶) Outing pupils must not be included in the "TOTAL".

TEACHER'S CERTIFICATE

I hereby certify on honor that the within quarterly report of attendance is true and correct.

Roy Adams
Roy Adams, Principal
(Teacher or principal)

December 31, 1937, 19

Uintah Day School School,
(Boarding or day)

Located at Whiterocks, Utah

PHYSICIAN'S CERTIFICATE

I hereby certify that I have examined all pupils who entered the

Uintah Day School School during this period and find them in good health and satisfactory physical condition.

C. D. Foy, M. D.

December 31, 1937, 19

Uintah & Ouray Agency, Agency,

FOR THE

Quarter ended December 31, 1937, 19

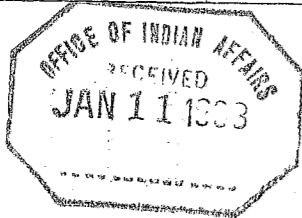
SUPERINTENDENT'S CERTIFICATE

I have carefully examined the within quarterly report, and hereby certify on honor that it is true and correct.

C. W. Wright, Supt.

JAN - 1 1938, 19

Quarterly Day School Report
(Boarding or day)



GENERAL INSTRUCTIONS

This report is for all schools—boarding, day, Government, or contract except public schools. It must be prepared for each school and forwarded to the Indian Office IMMEDIATELY after June 30, September 30, December 31, and March 31 of each year. A duplicate will be retained at the school or agency.

The principal of each school must prepare this report and sign the "Teacher's Certificate."

During vacation or temporary suspension of a school, reports must show this fact.

The physician's certificate must be executed.

The superintendent must carefully examine this report and see that it is a correct statement of pupils and attendance, and forward ONE copy to the Commissioner of Indian Affairs.

STATISTICS

REPORT OF ATTENDANCE, Quarter ending December 31, 1937, 19

1. Number of days school was in session	<u>58</u>	
2. Total number of pupils on roll during preceding quarters (current fiscal year).....	<u>79</u>	
3. New pupils enrolled during this quarter.....	<u>3</u>	
4. Total enrollment of different pupils to date (current fiscal year).....	<u>82</u>	
5. Pupils dropped from rolls during preceding quarters (current fiscal year).....	<u>0</u>	
6. Pupils dropped from rolls during this quarter:		
Sickness,		
expulsion,		
desertion,		
other reasons, <u>Transferred to public schools</u>	<u>6</u>	
7. Total number of pupils dropped to date (current fiscal year).....	<u>6</u>	
8. Deduct withdrawn pupils returned (preceding quarters.....; this		
quarter.....)	<u>76</u>	
9. Present enrollment.....	<u>76</u>	
Boys <u>38</u> Girls <u>38</u> Total.....		
10. Number of pupils in school during the quarter.....	<u>82</u>	
Boys <u>41</u> Girls <u>41</u> Total.....		
11. Average attendance for the quarter.....	<u>69.4</u>	
Boys <u>33.8</u> Girls <u>35.6</u> Total.....		
12. Percentage of attendance.....	<u>84.6</u>	

SPECIAL INSTRUCTIONS

1. The number of days school is in session corresponds in boarding schools to the number of days in the quarter, except in the quarters during which school is in vacation, when the average attendance for the actual number of days school is in session shall be regarded as the average attendance for that quarter. In day schools the number corresponds to the number of days in the quarter, less Saturdays, Sundays, and authorized holidays.
2. For the first quarter of the year this inquiry will be blank. For each of the last three quarters this entry will agree with item 4 of the preceding quarter.
3. For the first quarter of the fiscal year this should include all pupils in attendance during any portion of the quarter when school was actually in session. If pupils are carried on the rolls during the vacation period and are dropped before the session opens they should not be included. This also applies to all answers to inquiries in this statement. (See General Instructions for the method of reporting these pupils.) For the last three quarters of the year report on this line only the new enrollments during the quarter, not including pupils returned who have been withdrawn during some preceding quarter of the current fiscal year. These withdrawn pupils should be reported on line 8.
4. This is the total of 2 and 3, and in every case should represent the actual number of different pupils who have been in school during the year.
5. This inquiry should be blank for the first quarter of the fiscal year. For the remaining quarters of the year it must show the actual number of pupils dropped from the rolls for the preceding quarters, not counting pupils dropped or withdrawn during the vacation period.
Pupils should not be classed as dropped or withdrawn if they leave school and return again during the same quarter.
6. See last paragraph of instructions for Inquiry 5.
7. This is the total of 5 and 6, and should represent the actual number of pupils who have been dropped from the rolls during the current fiscal year.
8. The pupils dropped during the year and who have been returned must be here reported, then deducted from Inquiry 7, and the difference carried to the last column.
9. Deduct the final entry on line 8 from the total on line 4; the result will be the number of pupils on the rolls at the close of the quarter.
10. This inquiry should show the actual number of different pupils in school during any portion of the quarter. The figures here shown should be equal to the sum of the entries on lines 6 and 9. The difference between Inquiries 4 and 5, plus that of Inquiry 8, should give the same result.
11. The average attendance is obtained by dividing the total number of days in attendance by the number of days school was in session. This must be calculated correctly and carried to one decimal place.
12. The percent of attendance is obtained by dividing the average attendance (11) by the number of pupils in school during the quarter (10).

Note.—Prepare a separate quarterly report for any full-blood white pupils attending the school.

Uintah Day School

SCHOOL

(Name)

(Boarding or day)

No.	NAMES OF PUPILS DROPPED FROM ROLLS DURING THE QUARTER*	AGE	TRIBE	DEGREE OF INDIAN BLOOD	DATE DROPPED	CAUSE (State specifically the cause of dropping the pupil, and, if transferred, state to what school)
1	Longhair, Rossie	9	Ute	4/4	12-23-37	Illness
2	Murdock, Gwendolyn	10	Ute	1/4	12-23-37	Trans. public school
3	Burson, Weldon	14	Ute	1/4	12-23-37	Trans. public school
4	Secakuku, Honwiman	7	Ute	4/4	12-23-37	Trans. public school
5	Murdock, Collin	9	Ute	1/4	12-23-37	Trans. public school
6	Denver, Florence	9	Ute	1/4	12-23-37	Trans. public school
7						
8						
9						
10						
11						
12						
13						
14						
15						

SPECIAL COMMENT

The open deer season in Utah was from October 20 to 30, inclusive. This is an important event for the Indians and the majority of take their families along to care for the meat. The children are usually out of school three or four weeks each season while hunting.

*The names of pupils expelled during the quarter must be included here.

Under "Special Comment" discuss any special and noteworthy events, activities, or developments worthy of mention, using extra sheets if necessary. Make these comments brief but complete.

5-246
(November 1936)

UNITED STATES
DEPARTMENT OF THE INTERIOR
OFFICE OF INDIAN AFFAIRS



TEACHER'S CERTIFICATE

I hereby certify on honor that the within quarterly report of attendance is true and correct.

Roy Adams
Roy Adams, Principal
(Teacher or principal)

September 30, 1937

PHYSICIAN'S CERTIFICATE

I hereby certify that I have examined all pupils who entered the

School during this period and find them in good health and satisfactory physical condition. *(all children will be examined during October)*

_____, M. D.

SUPERINTENDENT'S CERTIFICATE

I have carefully examined the within quarterly report, and hereby certify on honor that it is true and correct.

OCT 6 - 1937

_____, Supt.

GENERAL INSTRUCTIONS

This report is for all schools—boarding, day, Government, or contract except public schools. It must be prepared for each school and forwarded to the Indian Office IMMEDIATELY after June 30, September 30, December 31, and March 31 of each year. A duplicate will be retained at the school or agency.

The principal of each school must prepare this report and sign the "Teacher's Certificate."

During vacation or temporary suspension of a school, reports must show this fact.

The physician's certificate must be executed.

The superintendent must carefully examine this report and see that it is a correct statement of pupils' and attendance, and forward one copy to the Commissioner of Indian Affairs.

Utah Day

(Boarding or day)

School,

Located at Whiterocks

Utah

Utah & Ouray, Agency,

FOR THE

Quarter ended September 30, 1937

Quarterly Day School Report
(Boarding or day)

STATISTICS

REPORT OF ATTENDANCE, Quarter ending September 30, 1937

1. Number of days school was in session	<u>19</u>	
2. Total number of pupils on roll during preceding quarters (current fiscal year).....	<u>79</u>	
3. New pupils enrolled during this quarter.....	<u>79</u>	
4. Total enrollment of different pupils to date (current fiscal year).....	<u>79</u>	
5. Pupils dropped from rolls during preceding quarters (current fiscal year).....		
6. Pupils dropped from rolls during this quarter:		
Sickness, -----; expulsion, -----; desertion, -----;		
other reasons, -----	<u>None</u>	
7. Total number of pupils dropped to date (current fiscal year).....		
8. Deduct withdrawn pupils returned (preceding quarters.....; this quarter -----)	<u>None</u>	
9. Present enrollment.....	Boys <u>39</u> Girls <u>40</u> Total <u>79</u>	
10. Number of pupils in school during the quarter.....	Boys <u>39</u> Girls <u>40</u> Total <u>79</u>	
11. Average attendance for the quarter.....	Boys <u>38</u> Girls <u>38.57</u> Total <u>76.57</u>	
12. Percentage of attendance.....	Total <u>96.92</u>	

SPECIAL INSTRUCTIONS

1. The number of days school is in session corresponds in boarding schools to the number of days in the quarter, except in the quarters during which school is in vacation, when the average attendance for the actual number of days school is in session shall be regarded as the average attendance for that quarter. In day schools the number corresponds to the number of days in the quarter, less Saturdays, Sundays, and authorized holidays.
2. For the first quarter of the year this inquiry will be blank. For each of the last three quarters this entry will agree with item 4 of the preceding quarter.
3. For the first quarter of the fiscal year this should include all pupils in attendance during any portion of the quarter when school was actually in session. If pupils are carried on the rolls during the vacation period and are dropped before the session opens they should not be included. This also applies to all answers to inquiries in this statement. (See General Instructions for the method of reporting these pupils.) For the last three quarters of the year report on this line only the new enrollments during the quarter, not including pupils returned who have been withdrawn during some preceding quarter of the current fiscal year. These withdrawn pupils should be reported on line 8.
4. This is the total of 2 and 3, and in every case should represent the actual number of different pupils who have been in school during the year.
5. This inquiry should be blank for the first quarter of the fiscal year. For the remaining quarters of the year it must show the actual number of pupils dropped from the rolls for the preceding quarters, not counting pupils dropped or withdrawn during the vacation period.
Pupils should not be classed as dropped or withdrawn if they leave school and return again during the same quarter.
6. See last paragraph of instructions for Inquiry 5.
7. This is the total of 5 and 6, and should represent the actual number of pupils who have been dropped from the rolls during the current fiscal year.
8. The pupils dropped during the year and who have been returned must be here reported, then deducted from Inquiry 7, and the difference carried to the last column.
9. Deduct the final entry on line 8 from the total on line 4; the result will be the number of pupils on the rolls at the close of the quarter.
10. This inquiry should show the actual number of different pupils in school during any portion of the quarter. The figures here shown should be equal to the sum of the entries on lines 6 and 9. The difference between Inquiries 4 and 5, plus that of Inquiry 8, should give the same result.
11. The average attendance is obtained by dividing the total number of days in attendance by the number of days school was in session. This must be calculated correctly and carried to one decimal place.
12. The percent of attendance is obtained by dividing the average attendance (11) by the number of pupils in school during the quarter (10).

NOTE.—Prepare a separate quarterly report for any full-blood white pupils attending the school.

Exhibit A.—Number of pupils in each grade				Exhibit D.—Ages				Exhibit F.—Tribes and reservations					
Grade	Boys	Girls	Total	Age	Boys	Girls	Total	Name of tribe	Number	Reservation	Name of tribe	Number	Reservation
<i>Elementary:</i>				5	0	1	1	Ute	79	U & O	Broughtforward	79	
Beginners	4	13	17	6	0	6	6						
First grade	3	1	4	7	5	6	11						
Second grade	7	4	11	8	6	1	7						
Third grade	8	6	14	9	3	6	9						
Fourth grade	7	7	14	10	2	1	3						
Fifth grade	2	3	5	11	4	5	9						
Sixth grade	5	2	7	12	5	4	9						
Ungraded			72	13	4	4	8						
<i>Junior High:</i>				14	8	3	11						
First year	2	1	3	15	1	2	3						
Second year	1	2	3	16	1	0	1						
Third year	0	1	1	17	0	1	1						
Special			7	18									
<i>Senior High:</i>				19									
First year				20									
Second year				21									
Third year				22									
Special				23									
Adults				24									
TOTAL	39	40	79	Total*	39	40	79	Carried forward	79				

Exhibit B.—Degree of Indian blood †			
Blood	Boys	Girls	Total
Full	31	35	66
Three-quarters ‡	11	11	22
One-half	2	4	6
One-quarter	5	0	5
Less than one-quarter			
TOTAL*	39	40	79

Exhibit C.—Number of outing pupils		Exhibit E.—Number of pupils transported during year at Government expense	
Boys	Girls	To the school	From the school
TOTAL§	None	TOTAL	None

(*) This total should agree with the total shown on line 4, on preceding page.
 (†) Prepare a separate report for any full-blood white pupils attending the school.
 (‡) Report after "Three-quarters" includes Indians of three-quarter blood and those having more than three-quarters but less than full blood. Follow this principle in the other fractions.
 (§) Outing pupils must not be included in the "No. of Days in Attendance" on the preceding pages of this report.

TEACHER'S CERTIFICATE

I hereby certify on honor that the within quarterly report of attendance is true and correct.

Uintah Day School

School,
(Boarding or day)

Located at Whiterocks, Utah

Uintah & Ouray, Agency,

FOR THE

Quarter ended June 30, 1937, 19

Quarterly Day School Report
(Boarding or day)

Roy Adams
Roy Adams, Principal
(Teacher or principal)

May 31, 1937, 19

PHYSICIAN'S CERTIFICATE

I hereby certify that I have examined all pupils who entered the Uintah Day School during this period and find them in good health and satisfactory physical condition.

May 31, 1937, 19

C. J. [Signature], M. D.

SUPERINTENDENT'S CERTIFICATE

I have carefully examined the within quarterly report, and hereby certify on honor that it is true and correct.

May 31, 1937, 19

[Signature], Supt.

GENERAL INSTRUCTIONS

This report is for all schools—boarding, day, Government, or contract except public schools. It must be prepared for each school and forwarded to the Indian Office IMMEDIATELY after June 30, September 30, December 31, and March 31 of each year. A duplicate will be retained at the school or agency.

The principal of each school must prepare this report and sign the "Teacher's Certificate."

During vacation or temporary suspension of a school, reports must show this fact.

The physician's certificate must be executed.

The superintendent must carefully examine this report and see that it is a correct statement of pupils and attendance, and forward one copy to the Commissioner of Indian Affairs.

STATISTICS

REPORT OF ATTENDANCE, Quarter ending June 30, 1937, 19

1. Number of days school was in session	<u>42</u>	
2. Total number of pupils on roll during preceding quarters (current fiscal year).....		66
3. New pupils enrolled during this quarter.....		<u>0</u>
4. Total enrollment of different pupils to date (current fiscal year).....		66
5. Pupils dropped from rolls during preceding quarters (current fiscal year).....	4	
6. Pupils dropped from rolls during this quarter:		
Sickness,		
expulsion,		
desertion,		
other reasons,		
7. Total number of pupils dropped to date (current fiscal year).....	4	
8. Deduct withdrawn pupils returned (preceding quarters.....; this quarter		
9. Present enrollment.....	Boys <u>35</u> Girls <u>27</u> Total.....	<u>62</u>
10. Number of pupils in school during the quarter.....	Boys <u>35</u> Girls <u>27</u> Total.....	<u>62</u>
11. Average attendance for the quarter.....	Boys <u>30.6</u> Girls <u>24.2</u> Total.....	<u>58.8</u>
12. Percentage of attendance		<u>68.4</u>

SPECIAL INSTRUCTIONS

1. The number of days school is in session corresponds in boarding schools to the number of days in the quarter, except in the quarters during which school is in vacation, when the average attendance for the actual number of days school is in session shall be regarded as the average attendance for that quarter. In day schools the number corresponds to the number of days in the quarter, less Saturdays, Sundays, and authorized holidays.
2. For the first quarter of the year this inquiry will be blank. For each of the last three quarters this entry will agree with item 4 of the preceding quarter.
3. For the first quarter of the fiscal year this should include all pupils in attendance during any portion of the quarter when school was actually in session. If pupils are carried on the rolls during the vacation period and are dropped before the session opens they should not be included. This also applies to all answers to inquiries in this statement. (See General Instructions for the method of reporting these pupils.) For the last three quarters of the year report on this line only the new enrollments during the quarter, not including pupils returned who have been withdrawn during some preceding quarter of the current fiscal year. These withdrawn pupils should be reported on line 8.
4. This is the total of 2 and 3; and in every case should represent the actual number of different pupils who have been in school during the year.
5. This inquiry should be blank for the first quarter of the fiscal year. For the remaining quarters of the year it must show the actual number of pupils dropped from the rolls for the preceding quarters, not counting pupils dropped or withdrawn during the vacation period.
Pupils should not be classed as dropped or withdrawn if they leave school and return again during the same quarter.
6. See last paragraph of instructions for Inquiry 5.
7. This is the total of 5 and 6, and should represent the actual number of pupils who have been dropped from the rolls during the current fiscal year.
8. The pupils dropped during the year and who have been returned must be here reported, then deducted from Inquiry 7, and the difference carried to the last column.
9. Deduct the final entry on line 8 from the total on line 4; the result will be the number of pupils on the rolls at the close of the quarter.
10. This inquiry should show the actual number of different pupils in school during any portion of the quarter. The figures here shown should be equal to the sum of the entries on lines 6 and 9. The difference between Inquiries 4 and 5, plus that of Inquiry 8, should give the same result.
11. The average attendance is obtained by dividing the total number of days in attendance by the number of days school was in session. This must be calculated correctly and carried to one decimal place.
12. The percent of attendance is obtained by dividing the average attendance (11) by the number of pupils in school during the quarter (10).

NOTE.—Prepare a separate quarterly report for any full-blood white pupils attending the school.

Exhibit A.—Number of pupils in each grade				Exhibit D.—Ages				Exhibit F.—Tribes and reservations					
Grade	Boys	Girls	Total	Age	Boys	Girls	Total	Name of tribe	Number	Reservation	Name of tribe	Number	Reservation
<i>Elementary:</i>				5				Ute	62	U & O	Broughtforward	62	
Beginners	10	4	14	6	5	3	8						
First grade	1	1	2	7	6	1	7						
Second grade	6	5	11	8	2	4	6						
Third grade	10	9	19	9	2	1	3						
Fourth grade	1	3	4	10	2	5	7						
Fifth grade	3	2	5	11	4	3	7						
Sixth grade	2	1	3	12	3	4	7						
Ungraded				13	6	3	9						
<i>Junior High:</i>				14	4	2	6						
First year	2	2	4	15	1	0	1						
Second year				16									
Third year				17									
Special				18									
<i>Senior High:</i>				19									
First year				20									
Second year				21									
Third year				22									
Special				23									
Adults				24									
TOTAL	35	27	62	Total*	35	27	62	Carried forward	62				
Exhibit C.—Number of outing pupils								Exhibit E.—Number of pupils transported during year at Government expense					
Boys None								To the school None					
Girls								From the school					
TOTAL§								TOTAL					
Exhibit B.—Degree of Indian blood †													
Blood		Boys	Girls	Total									
Full		32	26	58									
Three-quarters‡		1	1	2									
One-half		2	0	2									
One-quarter													
Less than one-quarter													
TOTAL*		35	27	62									

(*) This total should agree with the total shown on line 4, on preceding page.
 (†) Prepare a separate report for any full-blood white pupils attending the school.
 (‡) Report after "Three-quarters" includes Indians of three-quarter blood and those having more than three-quarters but less than full blood. Follow this principle in the other fractions.
 (§) Outing pupils must not be included in the "No. of Days in Attendance" on the preceding pages of this report.

REPORT OF ATTENDANCE, Quarter ending March 31, 1937

1. Number of days school was in session	<u>57</u>		
2. Total number of pupils on roll during preceding quarters (current fiscal year).....	<u>64</u>		
3. New pupils enrolled during this quarter.....	<u>2</u>		
4. Total enrollment of different pupils to date (current fiscal year).....	<u>66</u>		
5. Pupils dropped from rolls during preceding quarters (current fiscal year) ..	<u>2</u>		
6. Pupils dropped from rolls during this quarter:			
Sickness,			
expulsion,			
desertion,			
other reasons,	<u>2</u>		
7. Total number of pupils dropped to date (current fiscal year).....	<u>4</u>		
8. Deduct withdrawn pupils returned (preceding quarters..... <u>0</u>; this quarter			
9. Present enrollment.....	Boys <u>35</u>	Girls <u>27</u>	Total <u>62</u>
10. Number of pupils in school during the quarter.....	Boys <u>37</u>	Girls <u>27</u>	Total <u>64</u>
11. Average attendance for the quarter.....	Boys <u>30</u>	Girls <u>23.3</u>	Total <u>53.3</u>
12. Percentage of attendance			Total <u>83.2</u>

SPECIAL INSTRUCTIONS

1. The number of days school is in session corresponds in boarding schools to the number of days in the quarter, except in the quarters during which school is in vacation, when the average attendance for the actual number of days school is in session shall be regarded as the average attendance for that quarter. In day schools the number corresponds to the number of days in the quarter, less Saturdays, Sundays, and authorized holidays.
2. For the first quarter of the year this inquiry will be blank. For each of the last three quarters this entry will agree with item 4 of the preceding quarter.
3. For the first quarter of the fiscal year this should include all pupils in attendance during any portion of the quarter when school was actually in session. If pupils are carried on the rolls during the vacation period and are dropped before the session opens they should not be included. This also applies to all answers to inquiries in this statement. (See General Instructions for the method of reporting these pupils.) For the last three quarters of the year report on this line only the new enrollments during the quarter, not including pupils returned who have been withdrawn during some preceding quarter of the current fiscal year. These withdrawn pupils should be reported on line 3.
4. This is the total of 2 and 3, and in every case should represent the actual number of different pupils who have been in school during the year.
5. This inquiry should be blank for the first quarter of the fiscal year. For the remaining quarters of the year it must show the actual number of pupils dropped from the rolls for the preceding quarters, not counting pupils dropped or withdrawn during the vacation period.
Pupils should not be classed as dropped or withdrawn if they leave school and return again during the same quarter.
6. See last paragraph of instructions for Inquiry 5.
7. This is the total of 5 and 6, and should represent the actual number of pupils who have been dropped from the rolls during the current fiscal year.
8. The pupils dropped during the year and who have been returned must be here reported, then deducted from Inquiry 7, and the difference carried to the last column.
9. Deduct the final entry on line 8 from the total on line 4; the result will be the number of pupils on the rolls at the close of the quarter.
10. This inquiry should show the actual number of different pupils in school during any portion of the quarter. The figures here shown should be equal to the sum of the entries on lines 6 and 9. The difference between Inquiries 4 and 5, plus that of Inquiry 8, should give the same result.
11. The average attendance is obtained by dividing the total number of days in attendance by the number of days school was in session. This must be calculated correctly and carried to one decimal place.
12. The percent of attendance is obtained by dividing the average attendance (11) by the number of pupils in school during the quarter (10).

NOTE.—Prepare a separate quarterly report for any full-blood white pupils attending the school.

Uintah Day School

SCHOOL

(Name)

(Boarding or day)

No.	NAMES OF PUPILS DROPPED FROM ROLLS DURING THE QUARTER*	AGE	TRIBE	DEGREE OF INDIAN BLOOD	DATE DROPPED	CAUSE (State specifically the cause of dropping the pupil, and, if transferred, state to what school)
1	Darland John	13	Ute	4/4	3-21-37	Refuses to attend
2	Fred Larose	16	Ute	1/4	1-4-37	Refuses to attend
3						
4						
5						
6						
7						
8						
9						
10						
11						
12						
13						
14						
15						

SPECIAL COMMENT

During this quarter a number of factors have contributed to irregular attendance. The first part of the quarter the weather was extremely cold and during March the roads were impassable for a while which made it necessary to discontinue bus service. A number of the Indians brought their children to school in wagons and on horse back and a few were kept in the dormitories.

*The names of pupils expelled during the quarter must be included here.

Under "Special Comment" discuss any special and noteworthy events, activities, or developments worthy of mention, using extra sheets if necessary. Make these comments brief but complete.

Exhibit A.—Number of pupils in each grade				Exhibit D.—Ages				Exhibit F.—Tribes and reservations						
Grade	Boys	Girls	Total	Age	Boys	Girls	Total	Name of tribe	Number	Reservation	Name of tribe	Number	Reservation	
<i>Elementary:</i>														
Beginners	10	4	14	5				<i>uta</i>	64		Brought forward			
First grade	1	1	2	6	5	3	8							
Second grade	6	5	11	7	6	1	7							
Third grade	11	9	20	8	2	4	6							
Fourth grade	1	3	4	9	2	1	3							
Fifth grade	3	2	5	10	2	5	7							
Sixth grade	2	1	3	11	4	3	7							
Ungraded			59	12	3	4	7							
<i>Junior High:</i>				13	7	3	10							
First year	2	2	4	14	4	2	6							
Second year	0	0		15	1	0	1							
Third year	1	0	1	16	1	1	2							
Special				17										
<i>Senior High:</i>				18										
First year				19										
Second year				20										
Third year				21										
Special				22										
Adults				23										
TOTAL	37	27	64	24										
				Total*				34	27	64	Exhibit B.—Degree of Indian blood †			
				Exhibit C.—Number of outing pupils				Exhibit E.—Number of pupils transported during year at Government expense			Blood	Boys	Girls	Total
				Boys				To the school			Full	33	26	59
				Girls				From the school			Three-quarters ‡	1	1	2
				TOTALS				TOTAL			One-half	2		2
											One-quarter	1		1
											Less than one-quarter			
											TOTAL*	37	27	64

(*) This total should agree with the total shown on line 4, on preceding page.

(†) Prepare a separate report for any full-blood white pupils attending the school.

(‡) Report after "Three-quarters" includes Indians of three-quarter blood and those having more than three-quarters but less than full blood. Follow this principle in the other fractions.

(§) Outing pupils must not be included in the "No. of Days in Attendance" on the preceding pages of this report.

5-246
(November 1936)

UNITED STATES
DEPARTMENT OF THE INTERIOR
OFFICE OF INDIAN AFFAIRS

TEACHER'S CERTIFICATE

I hereby certify on honor that the within quarterly report of attendance is true and correct.

Uintah Day School,
(Boarding or day)

Roy Adams
Roy Adams, Principal
(Teacher or principal)

December 31, 1936

Located at Whiterocks

Utah

Uintah & Ouray Agency,

FOR THE

Quarter ended December 31, 1936

PHYSICIAN'S CERTIFICATE

I hereby certify that I have examined all pupils who entered the

_____ School during this period and find them in good health and satisfactory physical condition.

December 31, 1936

[Signature], M. D.

SUPERINTENDENT'S CERTIFICATE

I have carefully examined the within quarterly report, and hereby certify on honor that it is true and correct.

Quarterly Day School Report
(Boarding or day)

Jan 7, 1937

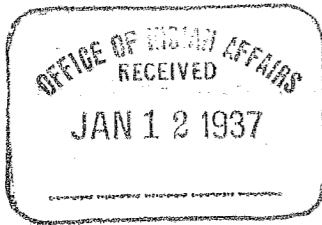
[Signature], Supt.

GENERAL INSTRUCTIONS

This report is for all schools—boarding, day, Government, or contract except public schools. It must be prepared for each school and forwarded to the Indian Office IMMEDIATELY after June 30, September 30, December 31, and March 31 of each year. A duplicate will be retained at the school or agency.

The principal of each school must prepare this report and sign the "Teacher's Certificate." During vacation or temporary suspension of a school, reports must show this fact. The physician's certificate must be executed.

The superintendent must carefully examine this report and see that it is a correct statement of pupils and attendance, and forward ONE copy to the Commissioner of Indian Affairs.



STATISTICS

REPORT OF ATTENDANCE, Quarter ending December 31, 1936

1. Number of days school was in session	<u>58</u>	
2. Total number of pupils on roll during preceding quarters (current fiscal year).....	<u>52</u>	
3. New pupils enrolled during this quarter.....	<u>12</u>	
4. Total enrollment of different pupils to date (current fiscal year).....	<u>64</u>	
5. Pupils dropped from rolls during preceding quarters (current fiscal year).....	<u>0</u>	
6. Pupils dropped from rolls during this quarter:		
Sickness, <u>1</u> ; expulsion,; desertion,		
other reasons, <u>1</u>	<u>2</u>	
7. Total number of pupils dropped to date (current fiscal year).....	<u>2</u>	
8. Deduct withdrawn pupils returned (preceding quarters..... <u>0</u> ; this quarter.....)	<u>0</u>	
9. Present enrollment.....	Boys <u>35</u> Girls <u>27</u> Total.....	<u>62</u>
10. Number of pupils in school during the quarter.....	Boys <u>36</u> Girls <u>28</u> Total.....	<u>64</u>
11. Average attendance for the quarter.....	Boys <u>28.37</u> Girls <u>21.82</u> Total.....	<u>50.29</u>
12. Percentage of attendance.....	Total.....	<u>78.43</u>

SPECIAL INSTRUCTIONS

1. The number of days school is in session corresponds in boarding schools to the number of days in the quarter, except in the quarters during which school is in vacation, when the average attendance for the actual number of days school is in session shall be regarded as the average attendance for that quarter. In day schools the number corresponds to the number of days in the quarter, less Saturdays, Sundays, and authorized holidays.

2. For the first quarter of the year this inquiry will be blank. For each of the last three quarters this entry will agree with item 4 of the preceding quarter.

3. For the first quarter of the fiscal year this should include all pupils in attendance during any portion of the quarter when school was actually in session. If pupils are carried on the rolls during the vacation period and are dropped before the session opens they should not be included. This also applies to all answers to inquiries in this statement. (See General Instructions for the method of reporting these pupils.) For the last three quarters of the year report on this line only the new enrollments during the quarter, not including pupils returned who have been withdrawn during some preceding quarter of the current fiscal year. These withdrawn pupils should be reported on line 8.

4. This is the total of 2 and 3, and in every case should represent the actual number of different pupils who have been in school during the year.

5. This inquiry should be blank for the first quarter of the fiscal year. For the remaining quarters of the year it must show the actual number of pupils dropped from the rolls for the preceding quarters, not counting pupils dropped or withdrawn during the vacation period.

Pupils should not be classed as dropped or withdrawn if they leave school and return again during the same quarter.

6. See last paragraph of instructions for Inquiry 5.

7. This is the total of 5 and 6, and should represent the actual number of pupils who have been dropped from the rolls during the current fiscal year.

8. The pupils dropped during the year and who have been returned must be here reported, then deducted from Inquiry 7, and the difference carried to the last column.

9. Deduct the final entry on line 8 from the total on line 4; the result will be the number of pupils on the rolls at the close of the quarter.

10. This inquiry should show the actual number of different pupils in school during any portion of the quarter. The figures here shown should be equal to the sum of the entries on lines 6 and 9. The difference between Inquiries 4 and 5, plus that of Inquiry 8, should give the same result.

11. The average attendance is obtained by dividing the total number of days in attendance by the number of days school was in session. This must be calculated correctly and carried to one decimal place.

12. The percent of attendance is obtained by dividing the average attendance (11) by the number of pupils in school during the quarter (10).

NOTE.—Prepare a separate quarterly report for any full-blood white pupils attending the school.

Uintah Day School

SCHOOL

(Name)

(Boarding or day)

No.	NAMES OF PUPILS DROPPED FROM ROLLS DURING THE QUARTER*	AGE	TRIBE	DEGREE OF INDIAN BLOOD	DATE DROPPED	CAUSE (State specifically the cause of dropping the pupil, and, if transferred, state to what school)
1	Duncan, David	12	Ute	F	11-23-36	Died
2	Redcap, Betty	15	Ute	F	11-9-36	[REDACTED]
3						
4						
5						
6						
7						
8						
9						
10						
11						
12						
13						
14						
15						

SPECIAL COMMENT

[Lined area for special comments]

*The names of pupils expelled during the quarter must be included here.
 Under "Special Comment" discuss any special and noteworthy events, activities, or developments worthy of mention, using extra sheets if necessary. Make these comments brief but complete.

Exhibit A.—Number of pupils in each grade				Exhibit D.—Ages				Exhibit F.—Tribes and reservations					
Grade	Boys	Girls	Total	Age	Boys	Girls	Total	Name of tribe	Number	Reservation	Name of tribe	Number	Reservation
Elementary:				5	0	0	0	Ute	64	Uintah & Ouray	Brought forward	64	
Beginners	10	4	14	6	5	3	8						
First grade	1	1	2	7	6	1	7						
Second grade	6	5	11	8	2	4	6						
Third grade	12	9	21	9	2	1	3						
Fourth grade	1	3	4	10	2	5	7						
Fifth grade	3	2	5	11	4	3	7						
Sixth grade	1	1	2	12	4	4	8						
Ungraded			59	13	6	3	9						
Junior High:				14	3	2	5						
First year	1	3	4	15	1	1	2						
Second year	0		0	16	1	1	2						
Third year	1		1	17									
Special			5	18									
Senior High:				19									
First year				20									
Second year				21									
Third year				22									
Special				23									
Adults				24									
TOTAL	36	28	64	Total*	36	28	64	Carried forward	64				

Exhibit B.—Degree of Indian blood †			
Blood	Boys	Girls	Total
Full	34	27	61
Three-quarters ‡	1	1	2
One-half			
One-quarter	1		1
Less than one-quarter			
TOTAL*	36	28	64

Exhibit C.—Number of outing pupils		Exhibit E.—Number of pupils transported during year at Government expense	
Boys		To the school	
Girls	None	From the school	None
TOTAL§		TOTAL	

(*) This total should agree with the total shown on line 4, on preceding page.
 (†) Prepare a separate report for any full-blood white pupils attending the school.
 (‡) Report after "Three-quarters" includes Indians of three-quarter blood and those having more than three-quarters but less than full blood. Follow this principle in the other fractions.
 (§) Outing pupils must not be included in the "No. of Days in Attendance" on the preceding pages of this report.

TEACHER'S CERTIFICATE

I hereby certify on honor that the within quarterly report of attendance is true and correct.

Uintah

Day School

(Boarding or day)

School,

Located at Whiterocks, Utah

Ray Adams, Principal
(Teacher or principal)

10-1-36, 19

PHYSICIAN'S CERTIFICATE

I hereby certify that I have examined all pupils who entered the

School during this period and find them in good health and

satisfactory physical condition.

Uintah & Ouray

, Agency,

FOR THE

Quarter ended September 30, 1936

, 19

Oct 7th, 1936

R. V. Rogers, M. D.

SUPERINTENDENT'S CERTIFICATE

I have carefully examined the within quarterly report, and hereby certify on honor that it is true and correct.

OCT 8 1936

, 19

J. W. King, Supt.

GENERAL INSTRUCTIONS

This report is for all schools—boarding, day, Government, or contract except public schools. It must be prepared for each school and forwarded to the Indian Office IMMEDIATELY after June 30, September 30, December 31, and March 31 of each year. A duplicate will be retained at the school or agency.

The principal of each school must prepare this report and sign the "Teacher's Certificate."

During vacation or temporary suspension of a school, reports must show this fact.

The physician's certificate must be executed.

The superintendent must carefully examine this report and see that it is a correct statement of pupils and attendance, and forward ONE copy to the Commissioner of Indian Affairs.

STATISTICS

REPORT OF ATTENDANCE, Quarter ending _____, 19____

1.	Number of days school was in session _____		18
2.	Total number of pupils on roll during preceding quarters (current fiscal year) _____		0
3.	New pupils enrolled during this quarter _____		52
4.	Total enrollment of different pupils to date (current fiscal year) _____		52
5.	Pupils dropped from rolls during preceding quarters (current fiscal year) _____		0
6.	Pupils dropped from rolls during this quarter:		
	Sickness, _____; expulsion, _____; desertion, _____;		
	other reasons, _____		0
7.	Total number of pupils dropped to date (current fiscal year) _____		0
8.	Deduct withdrawn pupils returned (preceding quarters _____; this quarter _____)		
			0
9.	Present enrollment _____	Boys 29 Girls 23 Total _____	52
10.	Number of pupils in school during the quarter _____	Boys 29 Girls 23 Total _____	52
11.	Average attendance for the quarter _____	Boys 27.5 Girls 21.38 Total _____	48.88
12.	Percentage of attendance _____	Total _____	94%

SPECIAL INSTRUCTIONS

1. The number of days school is in session corresponds in boarding schools to the number of days in the quarter, except in the quarters during which school is in vacation, when the average attendance for the actual number of days school is in session shall be regarded as the average attendance for that quarter. In day schools the number corresponds to the number of days in the quarter, less Saturdays, Sundays, and authorized holidays.
2. For the first quarter of the year this inquiry will be blank. For each of the last three quarters this entry will agree with item 4 of the preceding quarter.
3. For the first quarter of the fiscal year this should include all pupils in attendance during any portion of the quarter when school was actually in session. If pupils are carried on the rolls during the vacation period and are dropped before the session opens they should not be included. This also applies to all answers to inquiries in this statement. (See General Instructions for the method of reporting these pupils.) For the last three quarters of the year report on this line only the new enrollments during the quarter, not including pupils returned who have been withdrawn during some preceding quarter of the current fiscal year. These withdrawn pupils should be reported on line 8.
4. This is the total of 2 and 3, and in every case should represent the actual number of different pupils who have been in school during the year.
5. This inquiry should be blank for the first quarter of the fiscal year. For the remaining quarters of the year it must show the actual number of pupils dropped from the rolls for the preceding quarters, not counting pupils dropped or withdrawn during the vacation period.
6. Pupils should not be classed as dropped or withdrawn if they leave school and return again during the same quarter.
7. See last paragraph of instructions for Inquiry 5.
7. This is the total of 5 and 6, and should represent the actual number of pupils who have been dropped from the rolls during the current fiscal year.
8. The pupils dropped during the year and who have been returned must be here reported, then deducted from Inquiry 7, and the figures carried to the last column.
9. Deduct the final entry on line 8 from the total on line 4; the result will be the number of pupils on the rolls at the close of the quarter.
10. This inquiry should show the actual number of different pupils in school during any portion of the quarter. The figures here shown should be equal to the sum of the entries on lines 6 and 9. The difference between Inquiries 4 and 5, plus that of Inquiry 8, should give the same result.
11. The average attendance is obtained by dividing the total number of days in attendance by the number of days school was in session. This must be calculated correctly and carried to one decimal place.
12. The percent of attendance is obtained by dividing the average attendance (11) by the number of pupils in school during the quarter (10).

NOTE.—Prepare a separate quarterly report for any full-blood white pupils attending the school.

Exhibit A.—Number of pupils in each grade				Exhibit D.—Ages				Exhibit F.—Tribes and reservations					
Grade	Boys	Girls	Total	Age	Boys	Girls	Total	Name of tribe	Number	Reservation	Name of tribe	Number	Reservation
<i>Elementary:</i>				5	0	0	0	Ute	52	U & O.	Broughtforward	52	U & O
Beginners	8	4	12	6	5	3	8						
First grade	1	1	2	7	4	1	5						
Second grade	5	2	7	8	2	2	4						
Third grade	9	8	17	9	2	1	3						
Fourth grade	1	2	3	10	2	5	7						
Fifth grade	3	2	5	11	3	2	5						
Sixth grade	1	1	2	12	3	4	7						
Ungraded	0	0	0	13	5	2	7						
<i>Junior High:</i>				14	2	1	3						
First year	1	3	4	15	1	1	2						
Second year				16		1	1						
Third year				17									
Special				18									
<i>Senior High:</i>				19									
First year				20									
Second year				21									
Third year				22									
Special				23									
Adults				24									
TOTAL	29	23	52	Total*				Carried forward					

Exhibit B.—Degree of Indian blood †			
Blood	Boys	Girls	Total
Full	28	23	51
Three-quarters‡	1		1
One-half			
One-quarter			
Less than one-quarter			
TOTAL*	29	23	52

Exhibit C.—Number of outing pupils		Exhibit E.—Number of pupils transported during year at Government expense	
Boys		To the school	
Girls	None	From the school	
TOTAL§		TOTAL	None

(*) This total should agree with the total shown on line 4, on preceding page.
 (†) Prepare a separate report for any full-blood white pupils attending the school.
 (‡) Report after "Three-quarters" includes Indians of three-quarter blood and those having more than three-quarters but less than full blood. Follow this principle in the other fractions.
 (§) Outing pupils must not be included in the "No. of Days in Attendance" on the preceding pages of this report.

Duplicate

TEACHER'S CERTIFICATE

I hereby certify on honor that the within quarterly report of attendance is true and correct.

Uintah

Day School
(Boarding or day)

School,

10-1-36, 19

Ray Adams, Principal
(Teacher or principal)

Located at Whiterocks, Utah

PHYSICIAN'S CERTIFICATE

I hereby certify that I have examined all pupils who entered the

Uintah & Ouray, Agency,

School during this period and find them in good health and

satisfactory physical condition.

FOR THE

Quarter ended September 30, 1936

Oct 1st, 1936

R.V. Rogers, M. D.

SUPERINTENDENT'S CERTIFICATE

I have carefully examined the within quarterly report, and hereby certify on honor that it is true and correct.

Quarterly Day School Report
(Boarding or day)

OCT 8 1936, 19

A.W. Wright, Supt.

GENERAL INSTRUCTIONS

This report is for all schools—boarding, day, Government, or contract except public schools. It must be prepared for each school and forwarded to the Indian Office IMMEDIATELY after June 30, September 30, December 31, and March 31 of each year. A duplicate will be retained at the school or agency.

The principal of each school must prepare this report and sign the "Teacher's Certificate." During vacation or temporary suspension of a school, reports must show this fact. The physician's certificate must be executed.

The superintendent must carefully examine this report and see that it is a correct statement of pupils and attendance, and forward ONE copy to the Commissioner of Indian Affairs.

STATISTICS

REPORT OF ATTENDANCE, Quarter ending _____, 19____

1. Number of days school was in session	18	
2. Total number of pupils on roll during preceding quarters (current fiscal year)	0	
3. New pupils enrolled during this quarter	52	
4. Total enrollment of different pupils to date (current fiscal year)	52	
5. Pupils dropped from rolls during preceding quarters (current fiscal year)	0	
6. Pupils dropped from rolls during this quarter:		
Sickness, 0; expulsion, 0; desertion, 0;		
other reasons, 0	0	
7. Total number of pupils dropped to date (current fiscal year)	0	
8. Deduct withdrawn pupils returned (preceding quarters 0; this quarter 0)	0	
9. Present enrollment	Boys 29	Girls 23 Total 52
10. Number of pupils in school during the quarter	Boys 29	Girls 23 Total 52
11. Average attendance for the quarter	Boys 27.3	Girls 21.33 Total 49.58
12. Percentage of attendance		Total 94.5

SPECIAL INSTRUCTIONS

1. The number of days school is in session corresponds in boarding schools to the number of days in the quarter, except in the quarters during which school is in vacation, when the average attendance for the actual number of days school is in session shall be regarded as the average attendance for that quarter. In day schools the number corresponds to the number of days in the quarter, less Saturdays, Sundays, and authorized holidays.
2. For the first quarter of the year this inquiry will be blank. For each of the last three quarters this entry will agree with item 4 of the preceding quarter.
3. For the first quarter of the fiscal year this should include all pupils in attendance during any portion of the quarter when school was actually in session. If pupils are carried on the rolls during the vacation period and are dropped before the session opens they should not be included. This also applies to all answers to inquiries in this statement. (See General Instructions for the method of reporting these pupils.) For the last three quarters of the year report on this line only the new enrollments during the quarter, not including pupils returned who have been withdrawn during some preceding quarter of the current fiscal year. These withdrawn pupils should be reported on line 8.
4. This is the total of 2 and 3, and in every case should represent the actual number of different pupils who have been in school during the year.
5. This inquiry should be blank for the first quarter of the fiscal year. For the remaining quarters of the year it must show the actual number of pupils dropped from the rolls for the preceding quarters, not counting pupils dropped or withdrawn during the vacation period. Pupils should not be classed as dropped or withdrawn if they leave school and return again during the same quarter.
6. See last paragraph of instructions for Inquiry 5.
7. This is the total of 5 and 6, and should represent the actual number of pupils who have been dropped from the rolls during the current fiscal year.
8. The pupils dropped during the year and who have been returned must be here reported, then deducted from Inquiry 7, and the difference carried to the last column.
9. Deduct the final entry on line 8 from the total on line 4; the result will be the number of pupils on the rolls at the close of the quarter.
10. This inquiry should show the actual number of different pupils in school during any portion of the quarter. The figures here shown should be equal to the sum of the entries on lines 6 and 9. The difference between Inquiries 4 and 5, plus that of Inquiry 8, should give the same result.
11. The average attendance is obtained by dividing the total number of days in attendance by the number of days school was in session. This must be calculated correctly and carried to one decimal place.
12. The percent of attendance is obtained by dividing the average attendance (11) by the number of pupils in school during the quarter (10).

Note.—Prepare a separate quarterly report for any full-blood white pupils attending the school.

Exhibit A.—Number of pupils in each grade				Exhibit D.—Ages				Exhibit F.—Tribes and reservations							
Grade	Boys	Girls	Total	Age	Boys	Girls	Total	Name of tribe	Number	Reservation	Name of tribe	Number	Reservation		
<i>Elementary:</i>								Ute	52	U & O.	Broughtforward	52	U & O		
Beginners	8	4	12	5	0	0	0								
First grade	1	1	2	6	5	3	8								
Second grade	5	2	7	7	4	1	5								
Third grade	9	8	17	8	2	2	4								
Fourth grade	1	2	3	9	2	1	3								
Fifth grade	3	2	5	10	2	5	7								
Sixth grade	1	1	2	11	3	2	5								
Ungraded	0	0	0	12	3	4	7								
<i>Junior High:</i>				13	2	1	3								
First year	1	3	4	14	2	1	3								
Second year				15	1	1	2								
Third year				16		1	1								
Special				17											
<i>Senior High:</i>				18											
First year				19											
Second year				20											
Third year				21											
Special				22											
Adults				23											
TOTAL	29	23	52	24											
				Total*				Carried forward	1						
				Exhibit C.—Number of outing pupils				Exhibit E.—Number of pupils transported during year at Government expense				Exhibit B.—Degree of Indian blood †			
				Boys None				To the school				Blood	Boys	Girls	Total
				Girls				From the school				Full	23	23	51
				TOTAL‡				None				Three-quarters‡	1		1
												One-half			
												One-quarter			
												Less than one-quarter			
												TOTAL*	29	23	52

(*) This total should agree with the total shown on line 4, on preceding page.
 (†) Prepare a separate report for any full-blood white pupils attending the school.
 (‡) Report after "Three-quarters" includes Indians of three-quarter blood and those having more than three-quarters but less than full blood. Follow this principle in the other fractions.
 (§) Outing pupils must not be included in the "No. of Days in Attendance" on the preceding pages of this report.

Exhibit A.—Number of pupils in each grade				Exhibit D.—Ages				Exhibit F.—Tribes and reservations							
Grade	Boys	Girls	Total	Age	Boys	Girls	Total	Name of tribe	Number	Reservation	Name of tribe	Number	Reservation		
<i>Elementary:</i>	8	4	12	5.	0	0	0	Ute	52	U & O.	Broughtforward	52	U & O		
Beginners				6.	5	3	8								
First grade	1	1	2	7.	4	1	5								
Second grade	5	2	7	8.	2	2	4								
Third grade	9	8	17	9.	2	1	3								
Fourth grade	1	2	3	10.	2	5	7								
Fifth grade	3	2	5	11.	3	2	5								
Sixth grade	1	1	2	12.	3	4	7								
Ungraded	0	0	0	13.	5	2	7								
<i>Junior High:</i>	1	3	4	14.	2	1	3								
First year				15.	1	1	2								
Second year				16.											
Third year				17.											
Special				18.											
<i>Senior High:</i>				19.											
First year				20.											
Second year				21.											
Third year				22.											
Special				23.											
Adults				24.											
TOTAL	29	23	52	Total*				Carried forward	1						
				Exhibit C.—Number of outing pupils				Exhibit E.—Number of pupils transported during year at Government expense							
				Boys.....None				To the school.....							
				Girls.....				From the school.....None							
				TOTAL\$.....				TOTAL.....							
												Exhibit B.—Degree of Indian blood †			
												Blood	Boys	Girls	Total
												Full	28	23	51
												Three-quarters‡	1		1
												One-half			
												One-quarter			
												less than one-quarter			
												TOTAL*	29	23	52

(*) This total should agree with the total shown on line 4, on preceding page.
 (†) Prepare a separate report for any full-blood white pupils attending the school.
 (‡) Report after "Three-quarters" includes Indians of three-quarter blood and those having more than three-quarters but less than full blood. Follow this principle in the other fractions.
 (§) Outing pupils must not be included in the "No. of Days in Attendance" on the preceding pages of this report.